

Juniors Music Autumn Term

Exploring performance techniques with Boomwhackers



Juniors Music Autumn Term

Exploring keyboard performance techniques and standard notation

Lesson 1

To learn the note middle C in the treble clef and explore this and the following four notes using the five fingers of our right hand on the keyboard.

Lesson 2

To learn the notes middle C-G of the treble clef and develop our right hand finger dexterity.

Lesson 3

To learn the note middle C in the bass clef and explore this and the following four notes using the five fingers of our left hand on the keyboard.

Lesson 4

Lesson 5

To learn the notes middle C-F of the bass clef and develop our left hand finger dexterity.

To develop our knowledge of the 10 notes we have learnt on the staff through the practice of contrary motion keyboard performance

Lesson 6

Next Unit

Rhythm Rockets

Juniors Music Spring Term

Exploring rhythmic performance techniques and standard notation

Lesson 1

To learn what rhythm is in music and how it can be used to make music exciting and varied.

Lesson 2

To learn different rhythmic patterns through body drumming and develop our knowledge of crotchets, quavers and semiquavers.

Lesson 3

To develop our compositional skills through the use of multi-syllabic words to represent different duration lengths.

Lesson 4

Lesson 5

To understand the different standard notations used for duration, including crotchet, quaver and semiquaver.

To develop ensemble performance skills using un-tuned percussion instruments.

Lesson 6

Next Unit

Music from around the world.

Juniors Music Spring Term

Exploring music from around the world

Lesson 1

To learn where reggae music originates from and recognise its key features such as rhythm, instrumentation and lyrical themes.

Lesson 2

To understand who Bob Marley is and the role he had in reggae music.

Lesson 3

To learn where western Africa is and recognise the key features of music from this region.

Lesson 4

Lesson 5

To explore Ghanaian traditional music in more detail through performance.

To explore the unique sounds of traditional Chinese music and the instruments used.

Lesson 6

Next Unit

Music from around the world.

Juniors Music Summer Term

Exploring music from around the world.

Lesson 1

To learn where the Caribbean is and to recognise music from this area by its key features.

Lesson 2

To explore Caribbean music through keyboard performance

Lesson 3

To learn about the Gamelan as a traditional Indonesian percussion orchestra and to the set of musical instruments used

Lesson 4

Lesson 5

To explore Gamelan through performance and composition

To explore the unique sounds of traditional Hebrew folk songs through the piece, Hava Nigila,

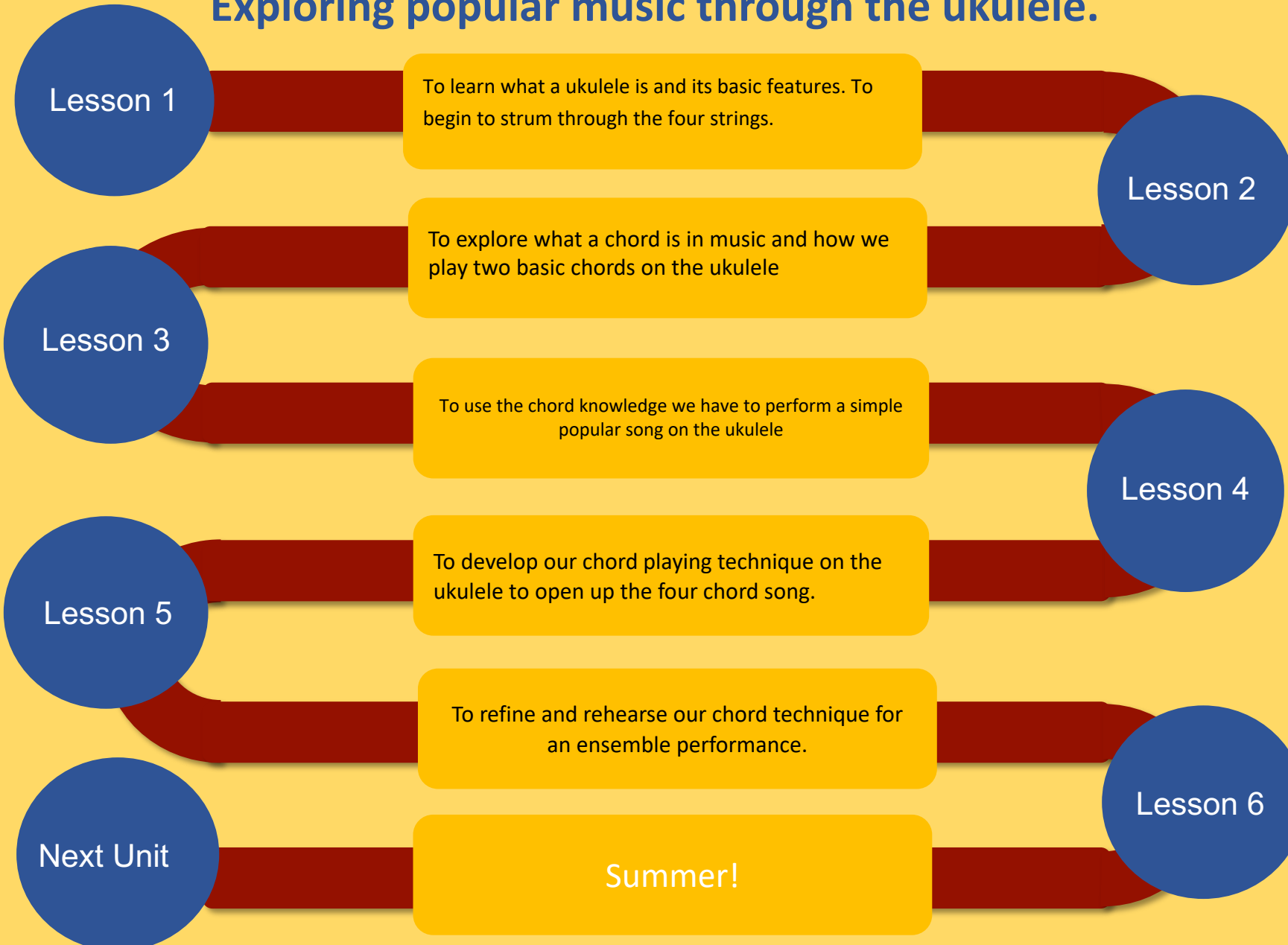
Lesson 6

Next Unit

Ululele Basics.

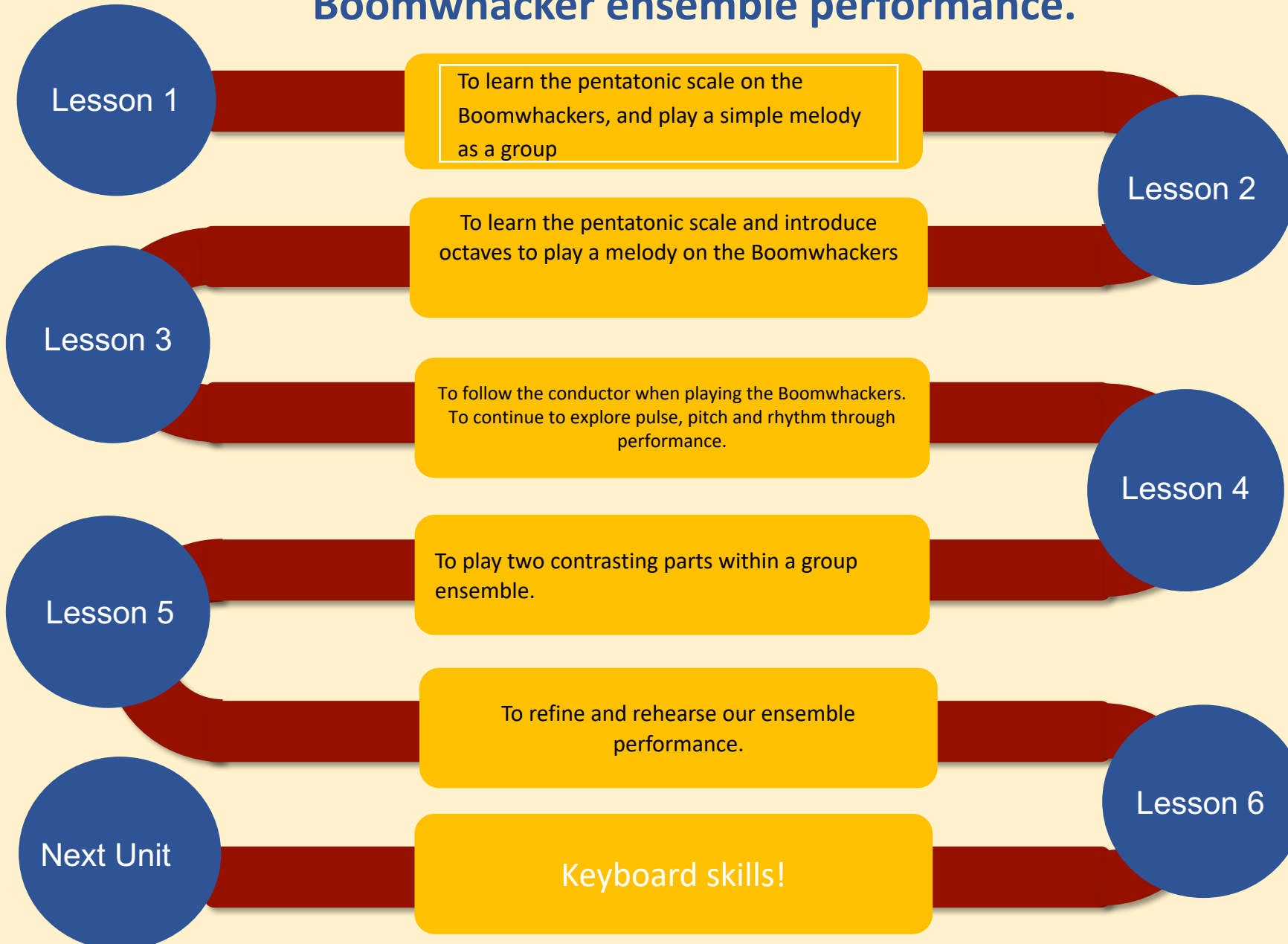
Juniors Music Summer Term

Exploring popular music through the ukulele.



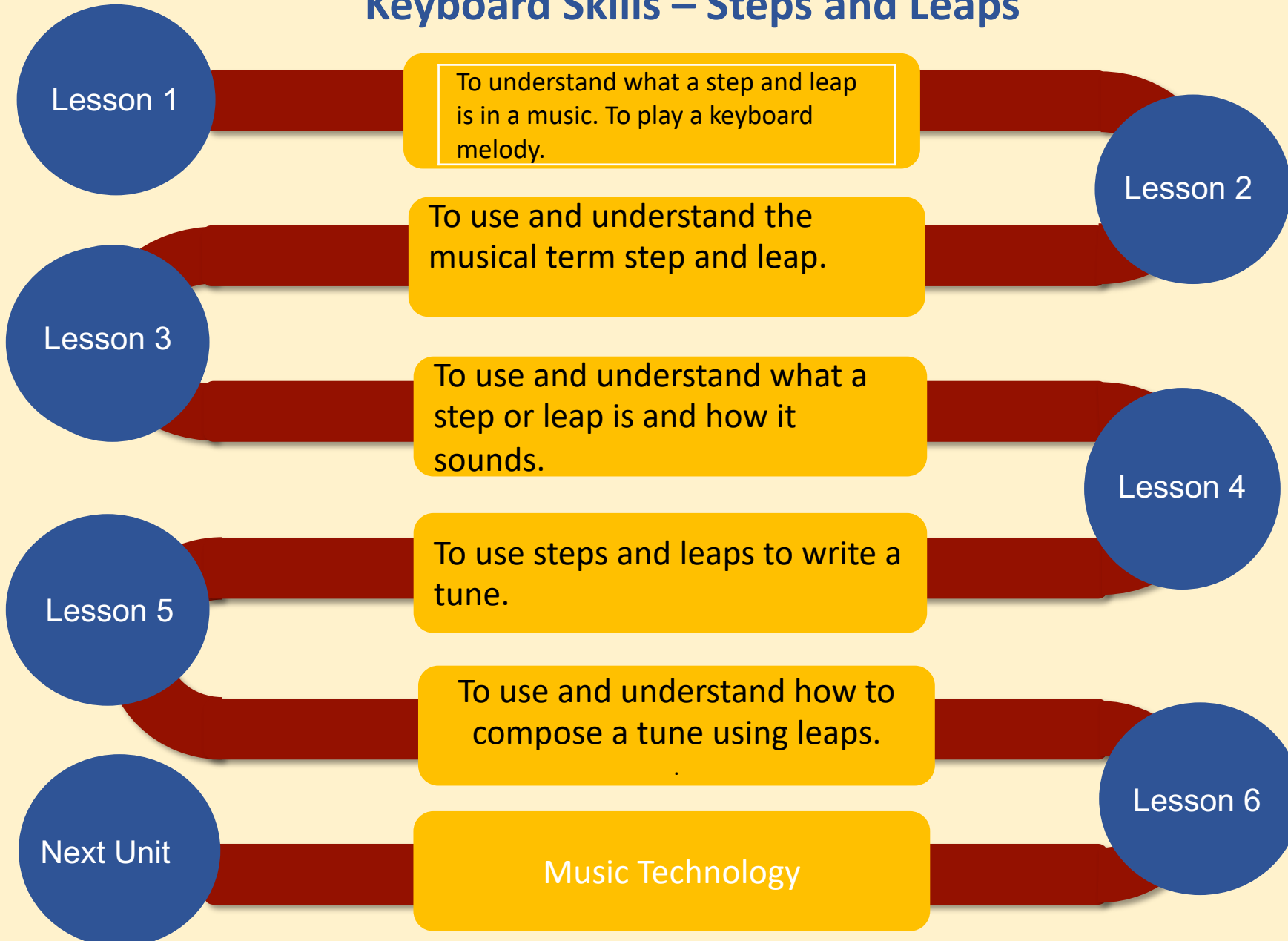
Year 7 Music Autumn Term

Boomwhacker ensemble performance.



Year 7 Music Autumn Term

Keyboard Skills – Steps and Leaps



Year 7 Music Spring Term

Music Technology.

Lesson 1

To understand the concept of music technology software and its applications in music creation.
To become familiar with the interface and basic functions of free music technology software.

Lesson 2

Lesson 3

To explore the creation of beats and rhythms using the software's built-in tools.
- To understand the concept of tempo and rhythm patterns in music

Lesson 4

Lesson 5

To understand the concept of arranging and mixing in music production.
- To explore how to arrange and mix their compositions using the software's features.

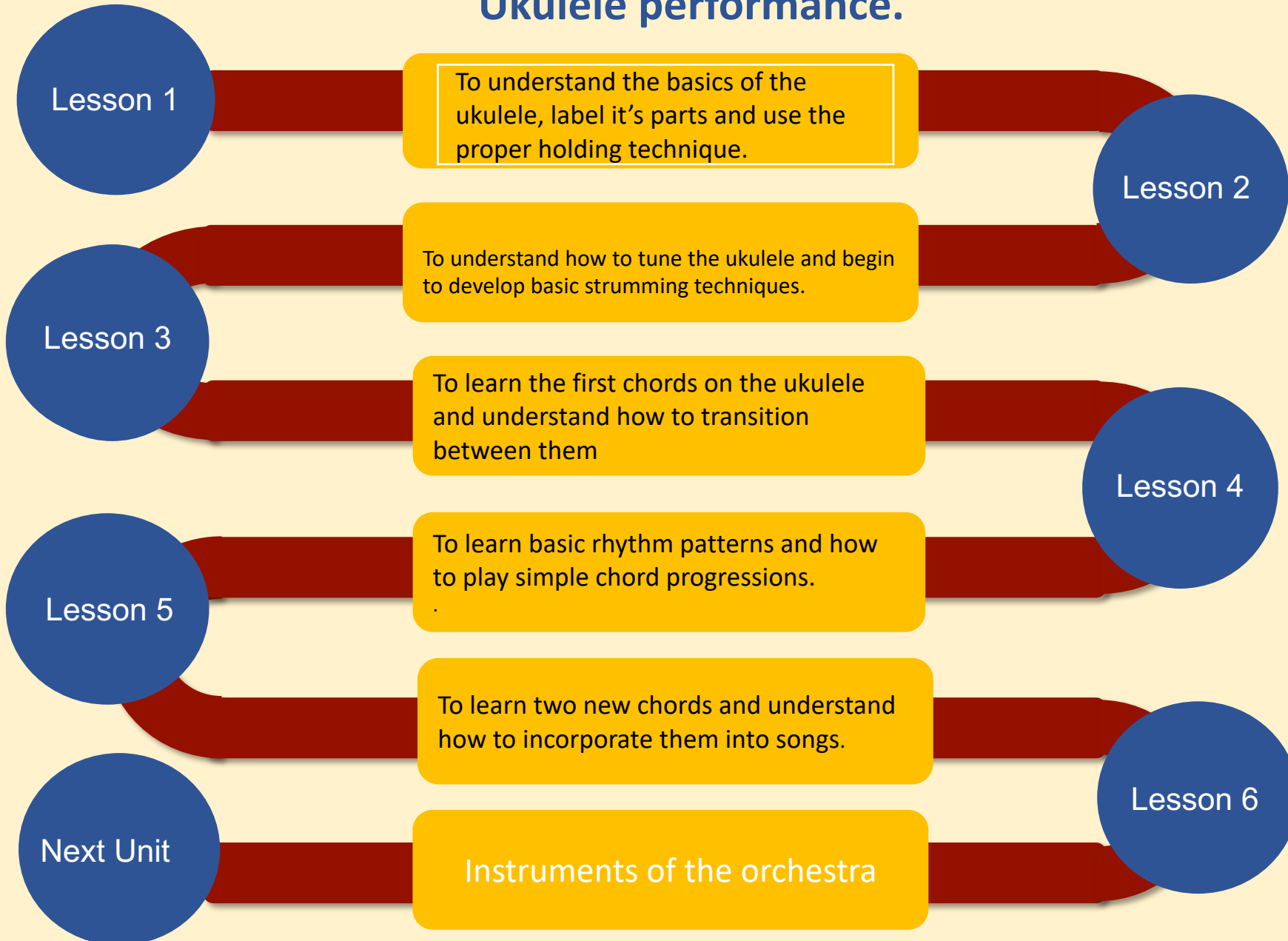
Lesson 6

Next Unit

Ukulele performance

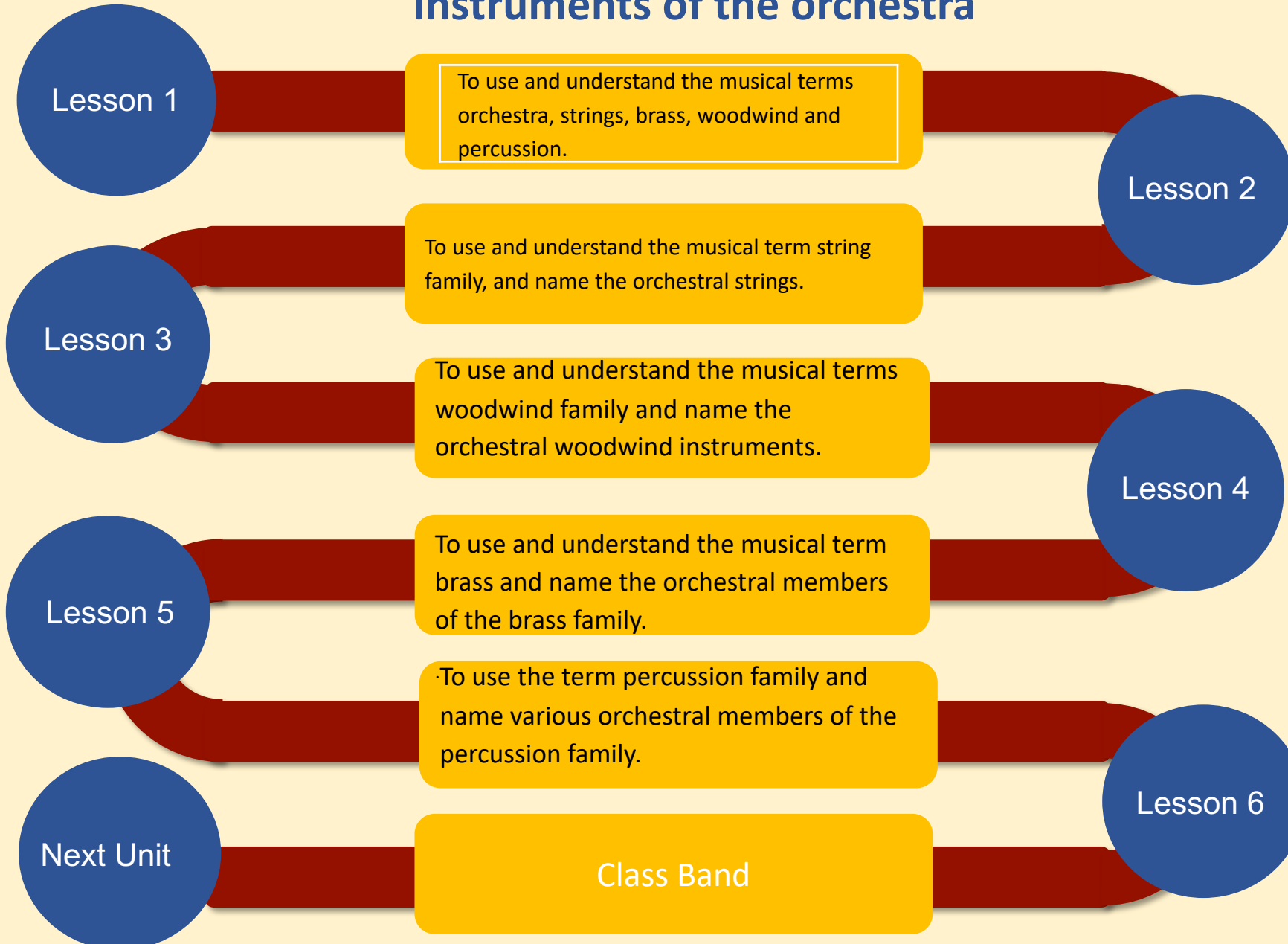
Year 7 Music Spring Term

Ukulele performance.



Year 7 Music Summer Term

Instruments of the orchestra



Year 7 Music Summer Term

Class Band – Somebody that I used to know; Gotye

Lesson 1

To learn the three chords used in Somebody That I used to Know, and play them confidently in time to a pulse. To begin to learn the melody notes of the intro to this song

Lesson 2

Lesson 3

To play the introduction melody and chords as a class

To sing the lyrics of the chorus over the chord progression

Lesson 4

Lesson 5

To rehearse the structure for our performance of Somebody that I used to Know.

To perform and record 'Somebody That I Used To Know' as a class ensemble.

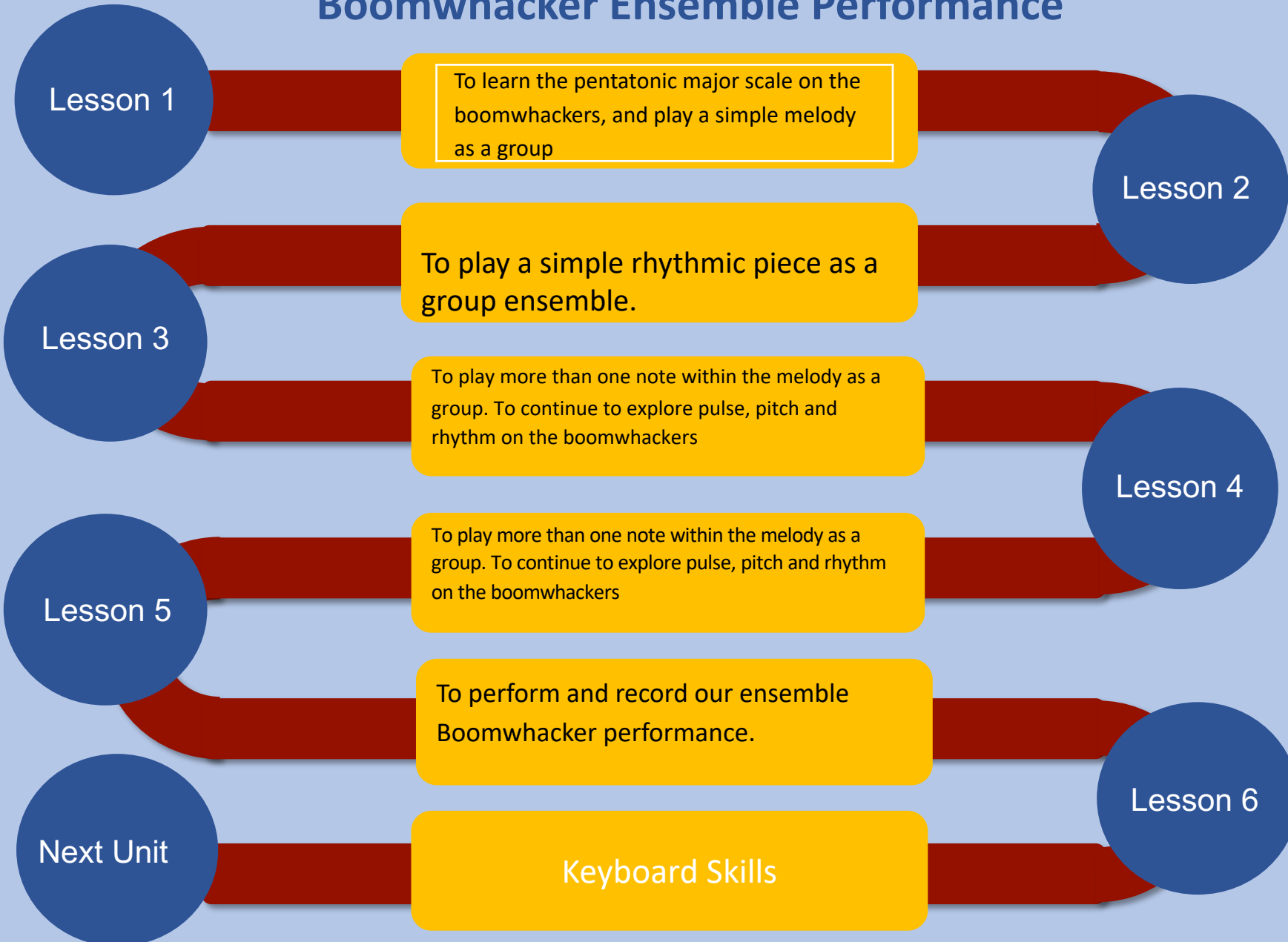
Lesson 6

Next Unit

Summer!

Year 8 Music Autumn Term

Boomwhacker Ensemble Performance



Year 8 Music Autumn Term

Keyboard Performance

Lesson 1

To understand how chords are made and played on the keyboard.

Lesson 2

Lesson 3

To use and understand how major and minor chords sound different.

To develop a melody and chord performance on the keyboard with a partner.

Lesson 4

Lesson 5

To develop and improve our performance through practice and responding to feedback.

To perform and record our solo or paired keyboard performance.

Lesson 6

Next Unit

British Folk Music.

Year 8 Music Spring Term

British Folk Music

Lesson 1

To understand the history of British Folk Music and which instruments often play this music.

Lesson 2

Lesson 3

To sing folk songs and develop listening skills.

To understand what an arrangement is in music and begin to create our own arrangement of a British Folk song.

Lesson 4

Lesson 5

To develop and improve arrangement of a folk tune.

To perform and record our folk song arrangement.

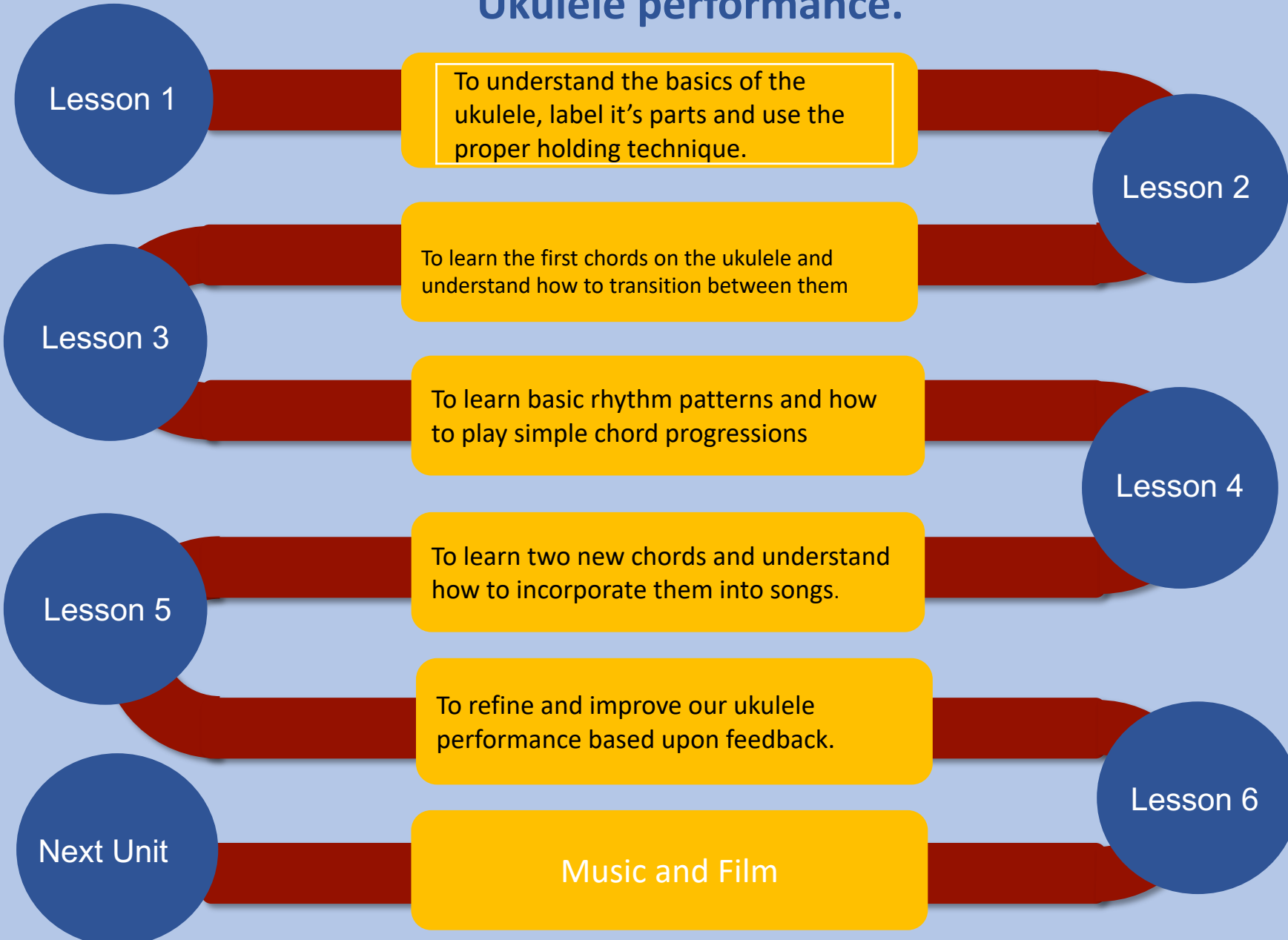
Lesson 6

Next Unit

Ukulele Performance.

Year 8 Music Spring Term

Ukulele performance.



Year 8 Music Summer Term

Music and Film.

Lesson 1

To learn how music can be used to convey different emotions.

Lesson 2

Lesson 3

To understand that different films will use different genres of music for different purposes and begin to recognise the reasons why.

Lesson 4

Lesson 5

To use the 5 main musical elements to describe music in film clips.

Lesson 6

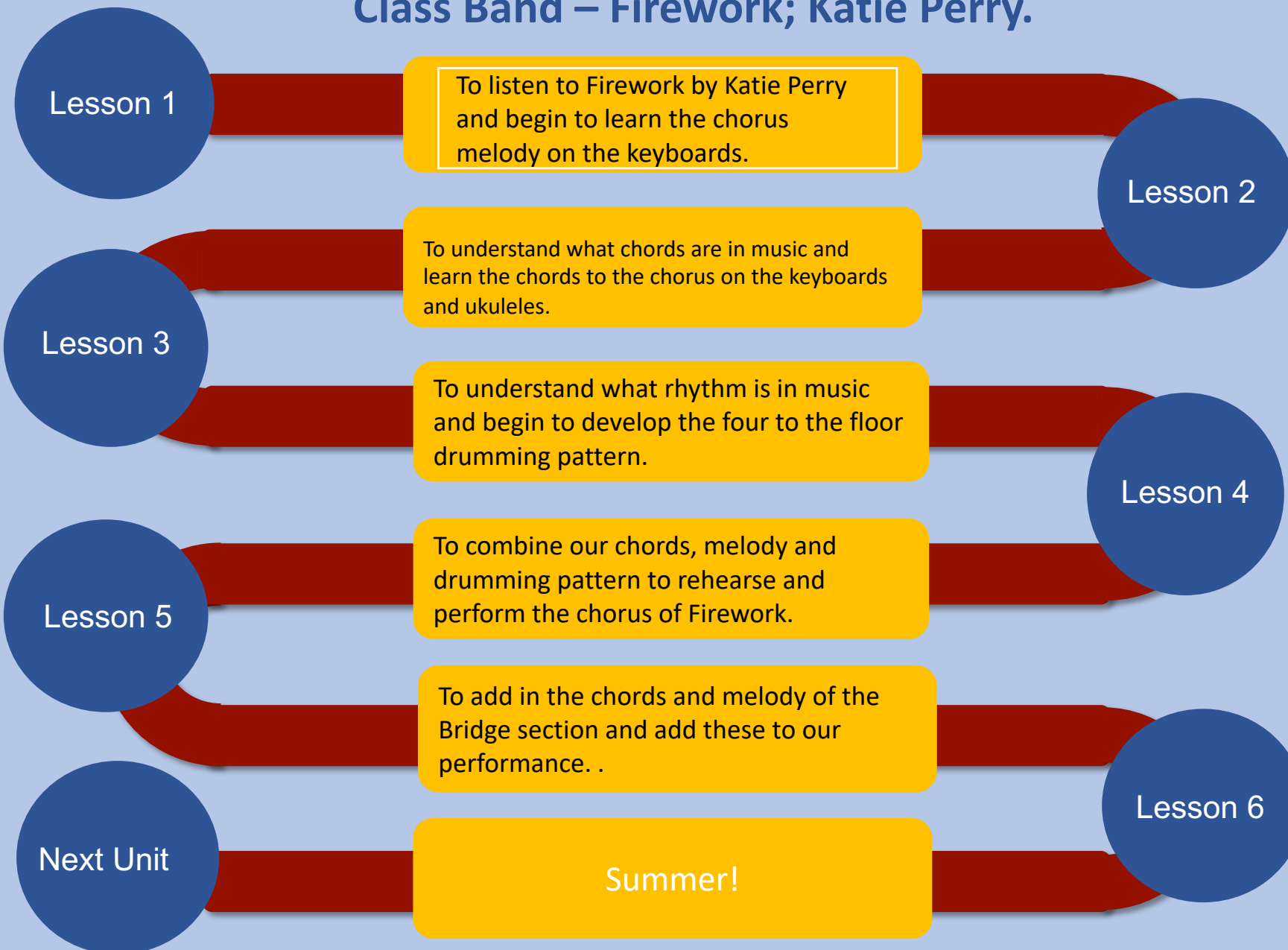
Next Unit

To compose a piece of music which would suit the film clip of Lucy discovering Narnia for the first time.

Music and Film

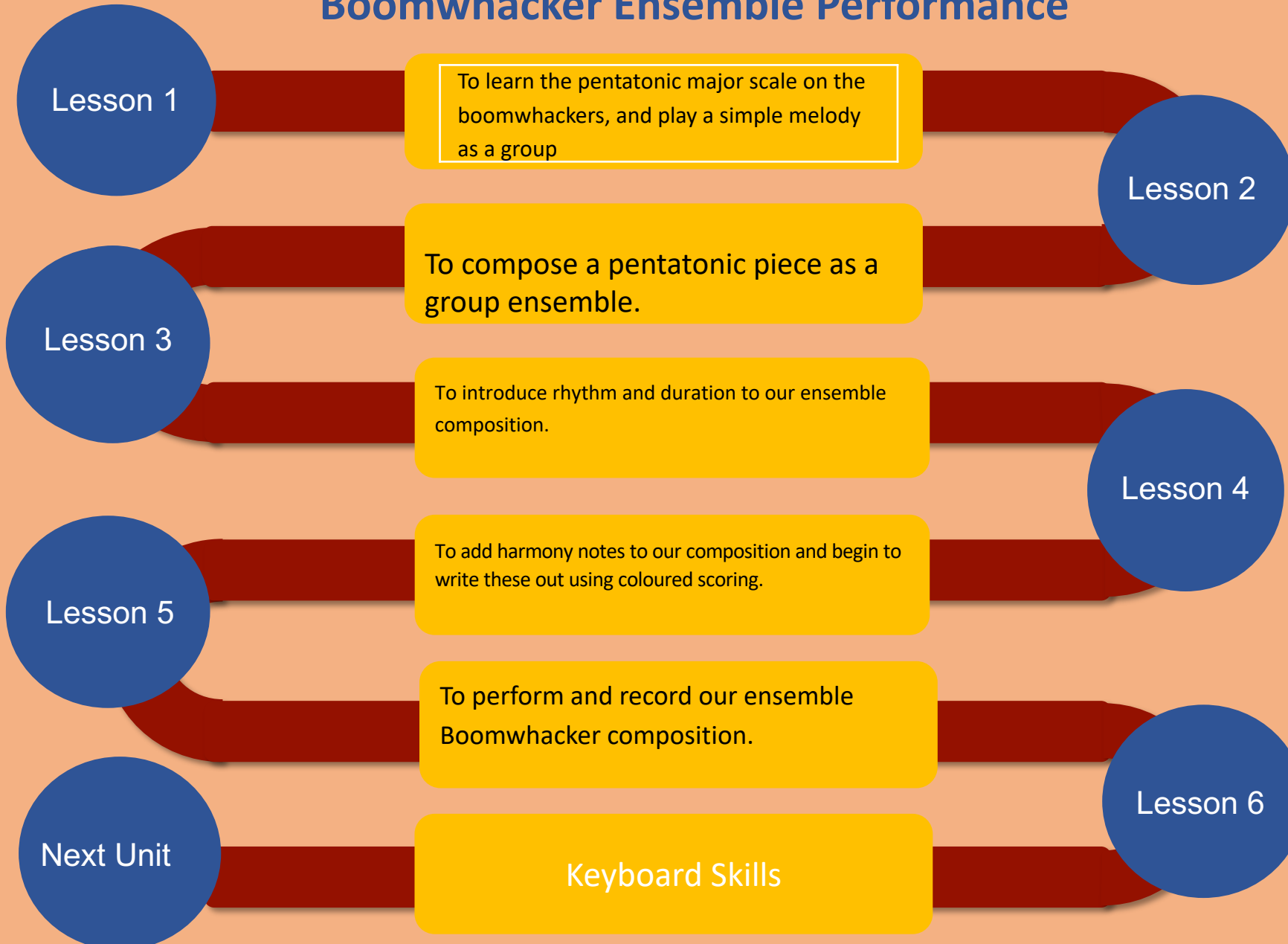
Year 8 Music Summer Term

Class Band – Firework; Katie Perry.



Year 9 Music Autumn Term

Boomwhacker Ensemble Performance



Year 9 Music Autumn Term

Keyboard skills

Lesson 1

To understand how keyboards are played in pop songs to create chordal accompaniments.

Lesson 2

Lesson 3

To use and understand the musical term chord and accompaniment. To play a chord pattern on the keyboard.

Lesson 4

Lesson 5

To develop a melody and chord performance on the keyboard with a partner.

Lesson 6

Next Unit

The Blues

Year 9 Music Spring Term

The Blues

Lesson 1

To learn key features of Blues music and to develop listening and performance skills.

Lesson 2

Lesson 3

To understand the history of blues music and how it relates to the slave trade.

To explore how lyrics are used in blues music and how these relate to the musical structure.

Lesson 4

Lesson 5

To understand what improvisation is in music and learn the basic tools to improvise a melodic solo based upon the chord progression.

To refine and rehearse our blues performance based upon feedback.

Lesson 6

Next Unit

Ukulele Performance

Year 9 Music Spring Term

Ukulele performance.

Lesson 1

To revise the basics of the ukulele, label it's parts and use the proper holding technique.

Lesson 2

Lesson 3

To revisit the first chords on the ukulele and understand how to transition between them

To develop our basic rhythm and strum patterns rehearse our transitions.

Lesson 4

Lesson 5

To learn new chords and incorporate them into songs.

To refine and improve our ukulele performance based upon feedback.

Lesson 6

Next Unit

Popular music through the decades

Year 9 Music Summer Term

Popular music through the decades

Lesson 1

To develop an understanding of popular music in the 1960s, looking particularly at the Beatles and the Beach Boys.

Lesson 2

To develop our listening skills whilst looking at popular artists of the 1970s including the Jacksons, Elton John, David Bowie and the BeeGees.

Lesson 3

To understand how music changed in the 1980s and how it was used to spread messages, looking particularly at Live Aid.

Lesson 4

Lesson 5

To explore music of the 1990s, particularly Britpop and how it builds upon the music of the 1960s.

To explore music of the 00s looking specifically at the rise of teen pop and hip hop.

Lesson 6

Next Unit

Class Band

Year 9 Music Summer Term

Class Band – Shotgun; George Ezra.

Lesson 1

To listen to Shotgun by George Ezra and begin to learn the chorus melody on the keyboards.

Lesson 2

To understand what chords are in music and learn the chords to the chorus on the keyboards and ukuleles.

Lesson 3

To understand what rhythm is in music and begin to develop the four to the floor drumming pattern.

Lesson 4

Lesson 5

To combine our chords, melody and drumming pattern to rehearse and perform the chorus of Shotgun.

To add in the chords and melody of the Bridge section and add these to our performance. .

Lesson 6

Next Unit

Summer!